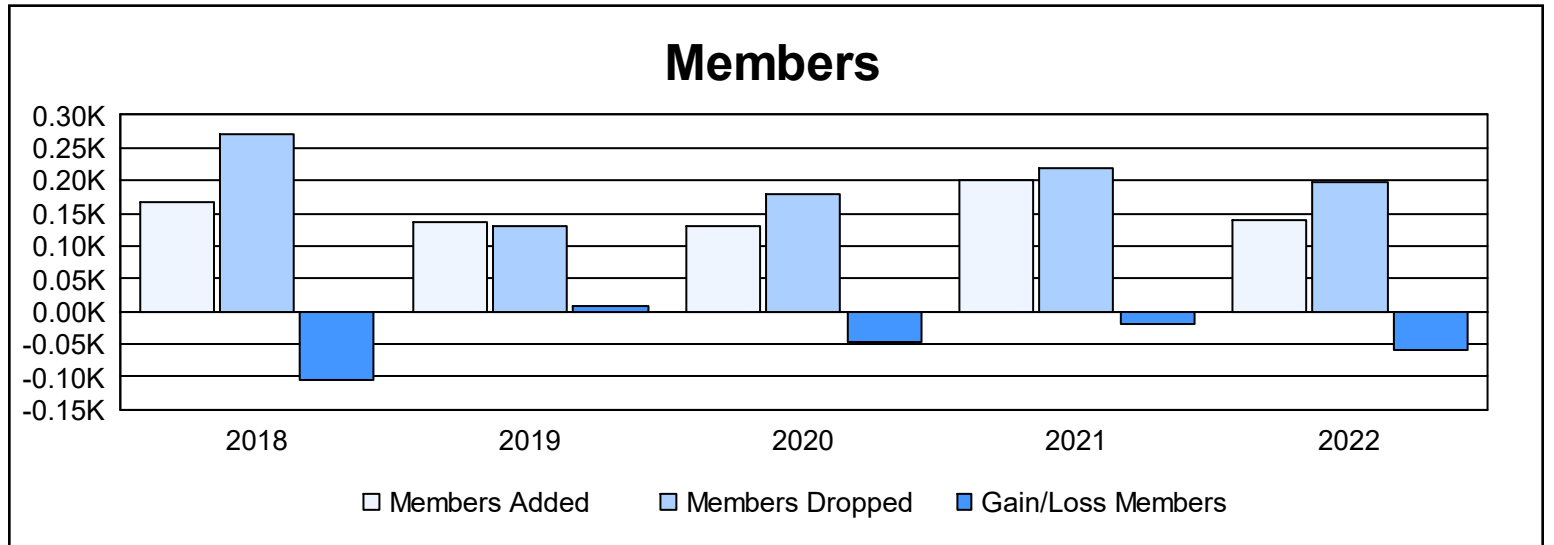
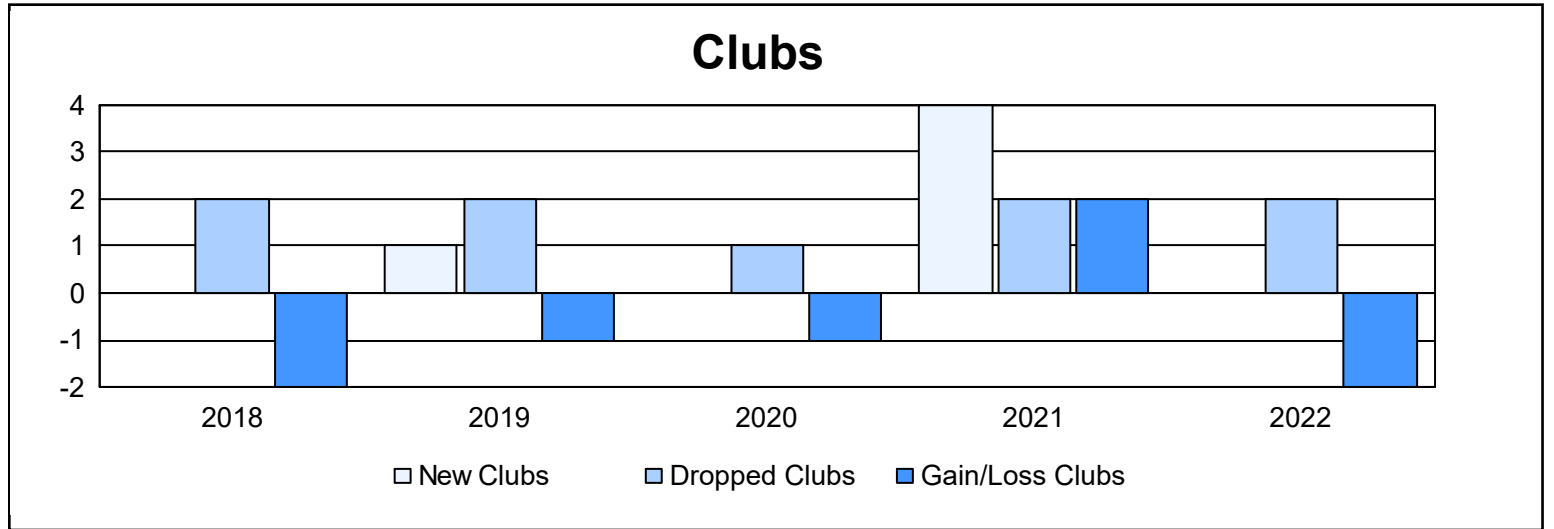
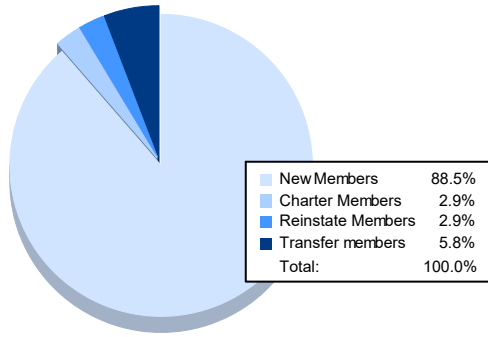


Year	New Clubs	Dropped Clubs	Gain/ Loss Clubs	New Members	Charter Members	Reinstate Members	Transfer Members	Total Member Added	Total Members Dropped	Gain/ Loss Members
2017-2018	0	2	-2	151	10	2	3	166	271	-105
2018-2019	1	2	-1	91	29	15	2	137	129	8
2019-2020	0	1	-1	123	3	0	4	130	178	-48
2020-2021	4	2	2	43	141	9	8	201	220	-19
2021-2022	0	2	-2	123	4	4	8	139	197	-58
<b>Average</b>	<b>1</b>	<b>2</b>	<b>-1</b>	<b>106</b>	<b>37</b>	<b>6</b>	<b>5</b>	<b>155</b>	<b>199</b>	<b>-44</b>



### Membership Composition June 2022 Cumulative



### Gender Composition June 2022 Cumulative

